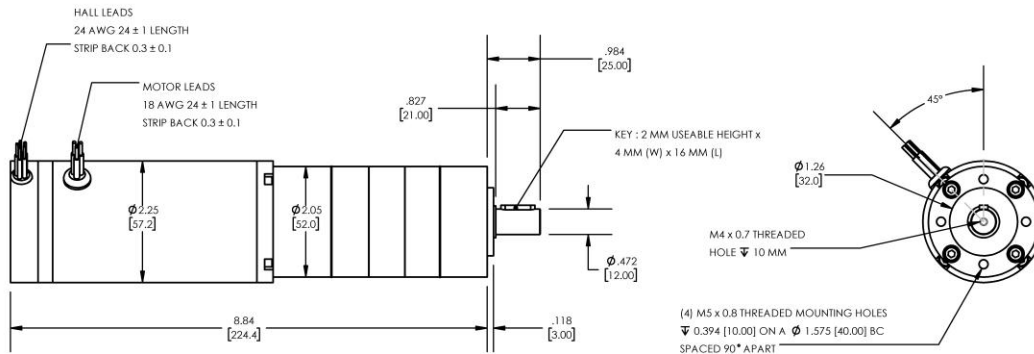
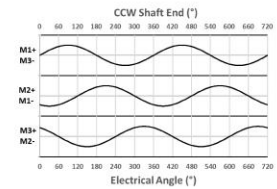
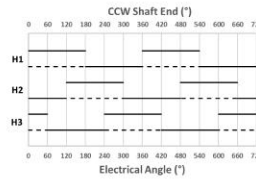


Model Number:
MMP BL58-487C-24V GP52-115

MOTOR LEADS	
LEAD	COLOR
M1	RED
M2	BLACK
M3	WHITE

HALL LEADS	
LEAD	COLOR
H1	BLUE
H2	GREY
H3	VIOLET
VCC	RED
GND	BLACK



DIMENSIONS ARE INCHES [MM] UNLESS OTHERWISE STATED

PLANETARY GEARMOTOR OUTPUT PARAMETERS:	VALUE	UNITS	TOLERANCE
Gearhead Ratio (exact)	115.07 : 1		
Gearhead Shaft Output Speed (at full-load)	34	RPM	MAX
Gearmotor Rated Continuous Torque	443	In-Lbs	MAX
Gearmotor Rated Peak Torque	443++	In-Lbs	----
Gearhead Standard Backlash	48	Arc Minutes	MAX
Gearhead Efficiency	70%	----	----
Output Shaft Radial Load Capacity	102	Lbs	MAX
Output Shaft Axial Load Capacity	34	Lbs	MAX
Gearmotor Total Weight	4.6	Lbs	MAX

++ All Peak Torque values are dependent upon duty. Contact our sales office for details.

DC MOTOR PERFORMANCE PARAMETERS:	VALUE	UNITS	TOLERANCE
Rated DC Voltage	24	DC VOLTS	----
Rated Continuous Current	13.8	AMPERES	----
No-Load Speed	4800	RPM	MAX
Rated Speed	3913	RPM	+/- 15%
Rated Continuous Power Out	255	WATTS	+/- 15%
Rated Continuous Torque	88	OZ-IN	----
Peak Torque (motor only)	337	OZ-IN	----
No-Load Current	0.81	AMPERES	MAX
Back EMF Constant (Ke)	5.0	V/KRPM	+/- 10%
Torque Constant (Kt)	6.8	OZ-IN/AMP	+/- 10%
DC Armature Resistance	0.32	OHMS	+/- 15%
Armature Inductance	0.24	mH	+/- 15%
Armature temperature	155	DEG. C	MAX

NOTES:

- ENCODER & BRAKE OPTIONS AVAILABLE – [FOLLOW THIS LINK FOR DETAILS](#)
- NEMA MOUNTING FLANGE OPTION AVAILABLE – [FOLLOW THIS LINK FOR DETAILS](#)

MIDWEST MOTION PRODUCTS
DESIGN, MANUFACTURING & DISTRIBUTION - MOTION CONTROL EQUIPMENT
www.midwestmotion.com

 email: sales@midwestmotion.com